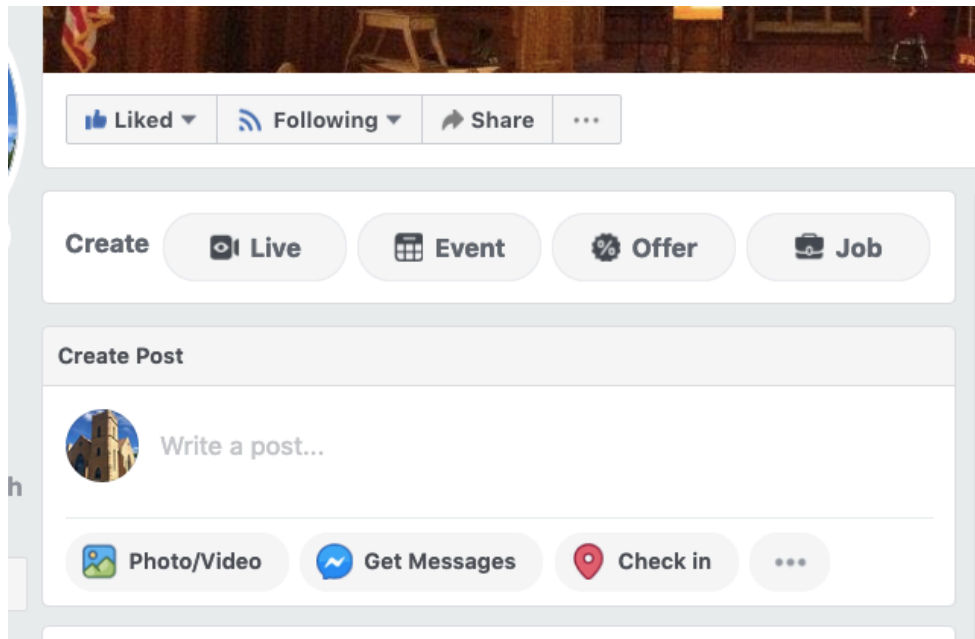


How to Video on Facebook Live, Record video on YouTube 3-19-20 draft

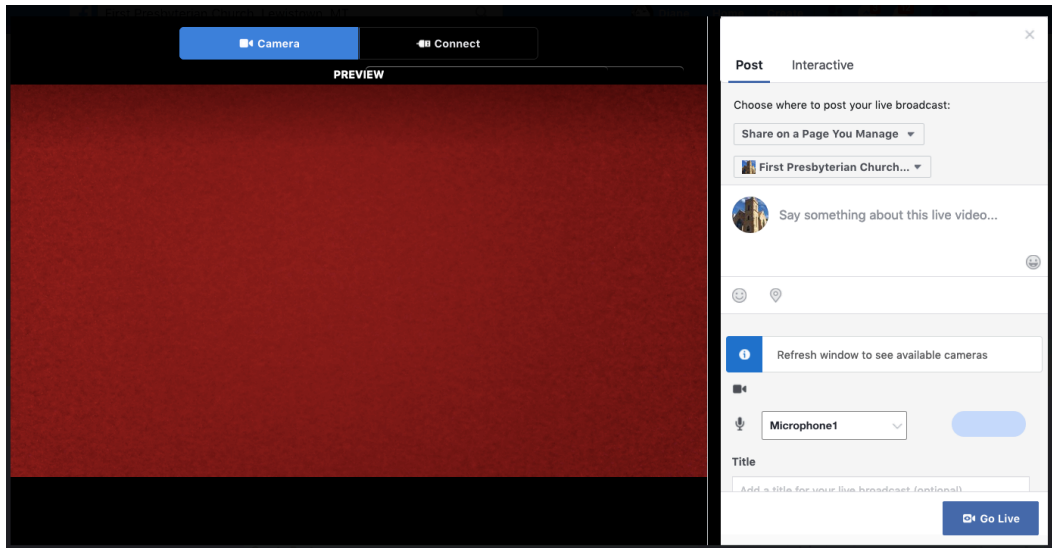
LEGAL note - And you must register for the required license (free right now) for the music/hymns you record/share/post @ <https://onelicense.net> read “How it works” then click on the red bar at top of home page for free license for at least a month, and

You must have permission from Facebook manager to post onto your Facebook Page. Easy to expand and include a new person

When you sign onto your Facebook Page (personal or church) you will see this screen. Click **“LIVE”** .A page will come up with you on the screen.



That will take you to this page. On the right click on the Page you wish to be live on. Type in the box what the video is going to be (e.g, Worship Service) and click **“GO LIVE”** When you go Live you are “live” and cannot go back and change the video.

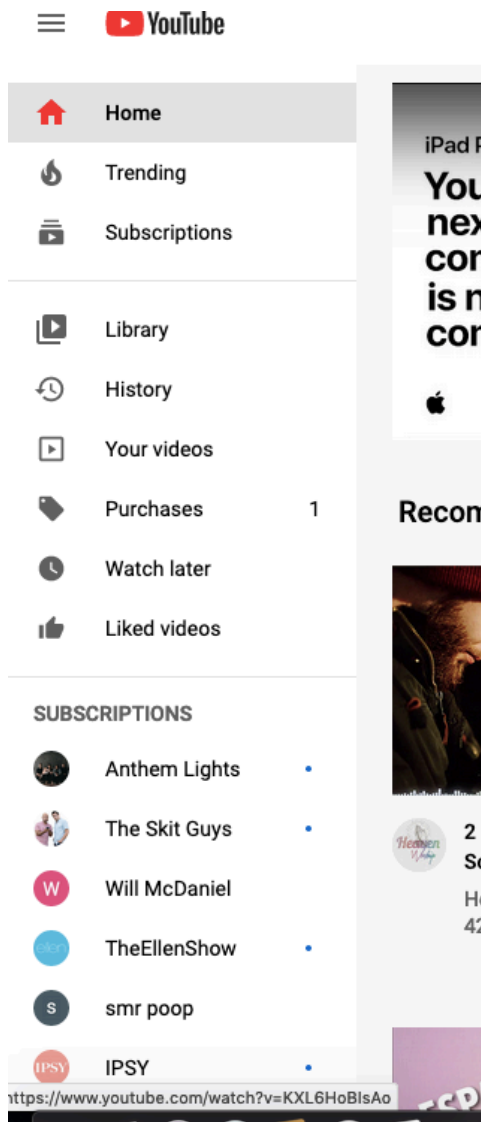


How to Record Video in YouTube

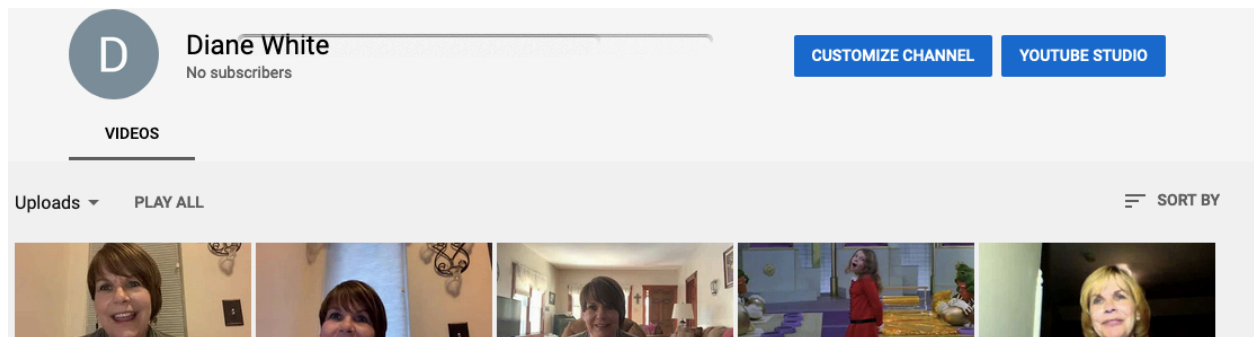
I did this to post an update on our website and on our Facebook page.

You must have a YouTube account. If you do not have an account follow this link for directions on how to create one. <https://www.dummies.com/social-media/youtube/how-to-create-a-youtube-account/>


After you have an account, when you sign on to YouTube you will see this screen that looks something like this:



Click on **“YOUR VIDEOS”**. That will take you to this page



Click on **“YOUTUBE STUDIO”**. You will then be on this page



Click on the “RED DOT” on the top right.

Follow the directions on that page

I, Diane White, am available at (805) 402-3954 to walk you through the process if you wish or have a question.

To Put on Website or Facebook

Click on the video you want to upload. You will see “Share” underneath the video. This will give you the option to share on Facebook, message, etc.

If you want to embed video on your webpage, you must have permission to embed it. If you are not familiar how to update your webpage, contact your webmaster. If you are able and know how to update your webpage you will see “Embed” underneath your video. Click that button, copy the script and then paste onto the page on which you desire to post the video.

Note - Special thank you to Rev. Diane White for creating most of this for us to learn and get started as we lead and learn to be and do church digitally and differently, in a wide range and hybrid of ways